




Gore Sealant Technologies

A successful gasket installation – tight flange connection


1

 Clean and examine

2

 Align flanges

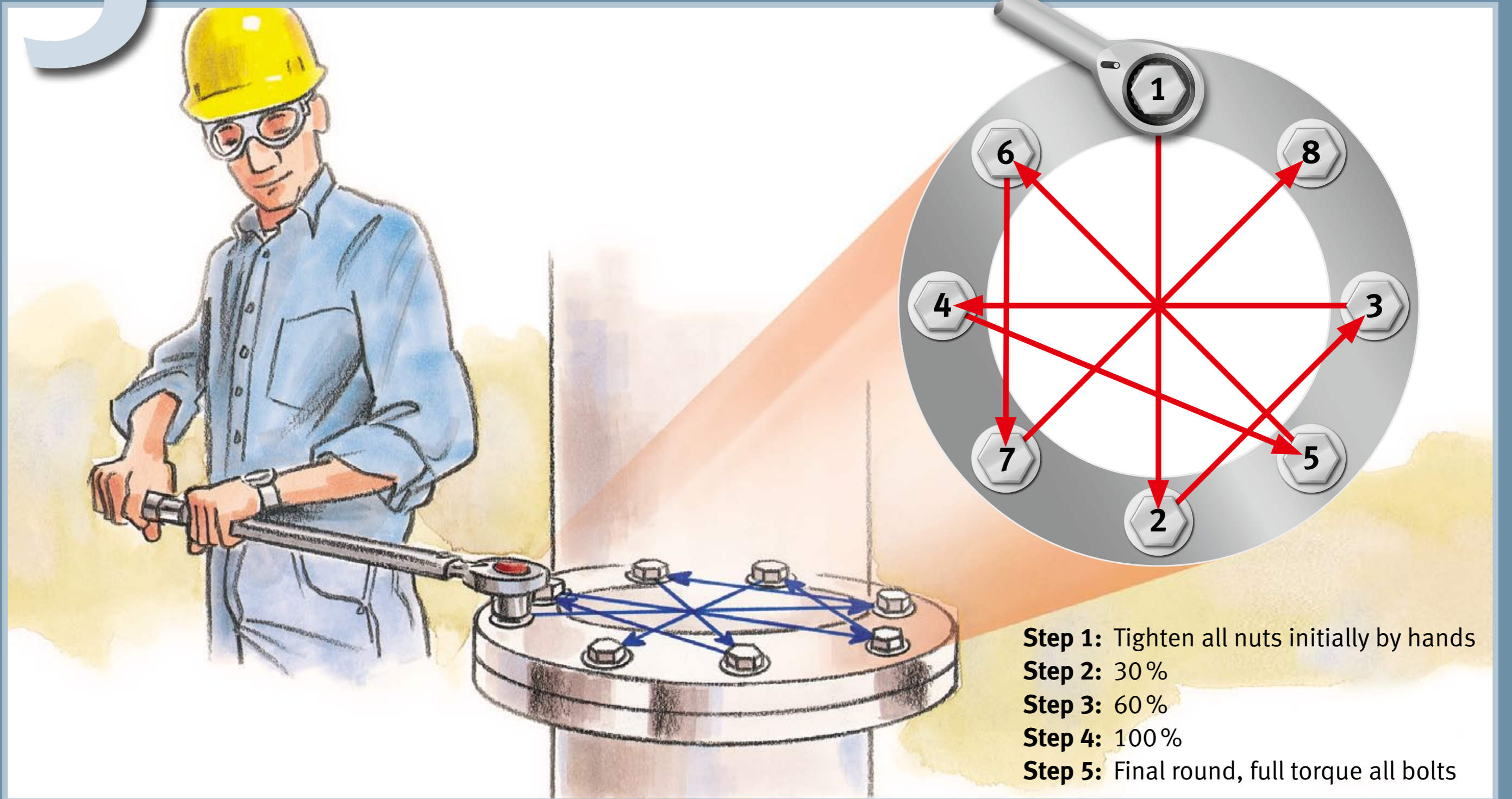
3

 Install Gasket

4

 Lubricate load-bearing surfaces

5

 Install and tighten bolts as per the torque values recommended by the gasket manufacturer

- Step 1: Tighten all nuts initially by hands
- Step 2: 30 %
- Step 3: 60 %
- Step 4: 100 %
- Step 5: Final round, full torque all bolts

Any questions? Need help?

W. L. Gore & Associates GmbH Middle East – Abu Dhabi, UAE: +971 2 5089444
 GASKET FACTORY, Branch of Al Iman Factories, Dammam, KSA: +966 13 8122135